

Appendix A: Queens College Music Library Homepage

Queens College Music Library
Aaron Copland School of Music

Home CUNY Catalog **Databases** Finding Resources Services Exhibits Staff Giving

Summer Hours
June 24 - August 9
Monday - Thursday
10:00 am - 4:45 pm
Closed Fridays
Closed on July 4
Hours - All Libraries

Quick Resources
Connect from Home
Find Books, CDs, etc. (CUNY Catalog)
Renew Library Materials
Request Books or Scores:
· From Another CUNY Library
· Through Interlibrary Loan
Aaron Copland School of Music
Queens College Libraries
Queens College Home
CUNY Home

Location & Contact
Music Building, Room 225
65-30 Kissena Blvd.
Queens, NY 11367-1597
(tel) 718-997-3900
(fax) 718-997-3928
Follow us on Facebook

Databases
DRAM
Naxos Music Library
Naxos Video Library
Opera in Video
Oxford (Grove) Music Online
IIMP
JSTOR
Music Index
RILM
WorldCat
E-Periodicals
All Databases

various campus offices and our storage shelving has been repaired, and our resources are once again accessible.

Queens College Libraries Mission

Reference – Oxford (Grove) Music Online
Journal Articles – IIMP, JSTOR, Music Index, RILM
Streaming Audio – Naxos Music Library, DRAM
Streaming Video – Naxos Video Library, Opera in Video
E-Periodicals – Find journal titles (not articles) online
All Databases – Look at ALL the electronic resources QC has to offer!

I don't remember where to find ____!
Use these step-by-step guides on how to find:
- books, scores, & recordings
- articles on music
- streaming audio and video

Details on how to access electronic resources from home.

How do I find Books, Scores, and Recordings?

1. go to the Music Library homepage: http://qcpages.qc.cuny.edu/Music_Library/ OR Rosenthal Library homepage: <http://qcpages.qc.cuny.edu/Library/>
2. click on the “CUNY Catalog” link

The screenshot shows the Queens College Basic Search page in an Internet Explorer browser. The address bar shows the URL: <http://apps.appl.cuny.edu:83/F/CG88748KH255257Q9VEPRHANPSRUMMNE36XFYHNULXAVJ54MJ4-17695?func=find-b-0>. The page has a blue header with navigation links: My Account / Renew, Display Options, My e-Shelf, End Session, Help. Below the header, it says "You are searching: Queens College". There are several search options: Search, Results List, Search History, All CUNY Libraries, Choose a Library. A secondary navigation bar includes: Search, Advanced Search, Command Search, Journal Title Search, Reserve Search, Electronic Reserve. The main search area is titled "Basic Search" and contains a "search type:" dropdown menu, a "Search for:" text box with "verdi nabucco" entered, a "Search" button, and a "Select library:" dropdown menu with "Queens College" selected. A "Renew" link is visible in the top right. Several callout boxes provide instructions and examples.

Search by keyword (like Google), title, author, etc.

Examples: global warming, shakespeare and othello

Renew library materials, check for overdue items, and see what you have checked out. (You will need your library barcode, which is the number on the back of your ID.)

3. Type in a(n) composer's or author's name, a title of a composition or book, or a combination of both to see what materials Queens College has.
- No special characters (& “ ‘ ; , .) allowed.

4. Click search and scroll through results, which will include books, scores, recordings., and journals (but not articles)

Search all CUNY libraries.
You can request books from other CUNY libraries and pick them up here at Queens College!

Can I search for only books, scores, or recordings? Yes.

1. Go to Advanced Search in the CUNY Catalog
2. Type in your search terms.
3. In the drop-down menu, select the format you desire (book, score, or sound recording).

The screenshot displays the 'Advanced Search' page of the Queens College library catalog. The search results table is as follows:

Search keyword(s) in	Type keyword(s)	Phrase search?	Results
All Fields	Shostakovich	<input checked="" type="radio"/> No <input type="radio"/> Yes	161
All Fields	AND symphon*	<input checked="" type="radio"/> No <input type="radio"/> Yes	2000
All Fields	AND	<input checked="" type="radio"/> No <input type="radio"/> Yes	

View results: [37](#) [Search]

Limit your search to:

Library: Queens College	Language: All languages	Year from:	Record type: All record types	Format type: All formats	Location: All locations
-------------------------	-------------------------	------------	-------------------------------	--------------------------	-------------------------

The 'Record type' dropdown menu is open, showing the following options: All record types, Book, Serial, Electronic Resource, Audiocassette, Computer File, Film, Map, Media, Microform, Mixed Material, **Musical Score**, Sound disc, and Sound recording.

Callout boxes:

- Click number to view results. (points to the '37' link)
- Use an * to find different spellings of the same term or name. For example use, "symphon*" to include all terms beginning with "symphon" (symphony, symphonies, symphonic, etc.) in the results. (points to the asterisk in 'symphon*')
- Specify format you are looking for in "Advanced Search" mode. (points to the 'Musical Score' option in the dropdown menu)

Appendix B: Finding Resources and Unraveling the Music Research Process

You know the Music Library has lots of useful resources, but how do you navigate the numerous paths to information? The following roadmap will help you find the scholarly resources you need, and help you learn to ask questions that will lead you to valuable information and resources.

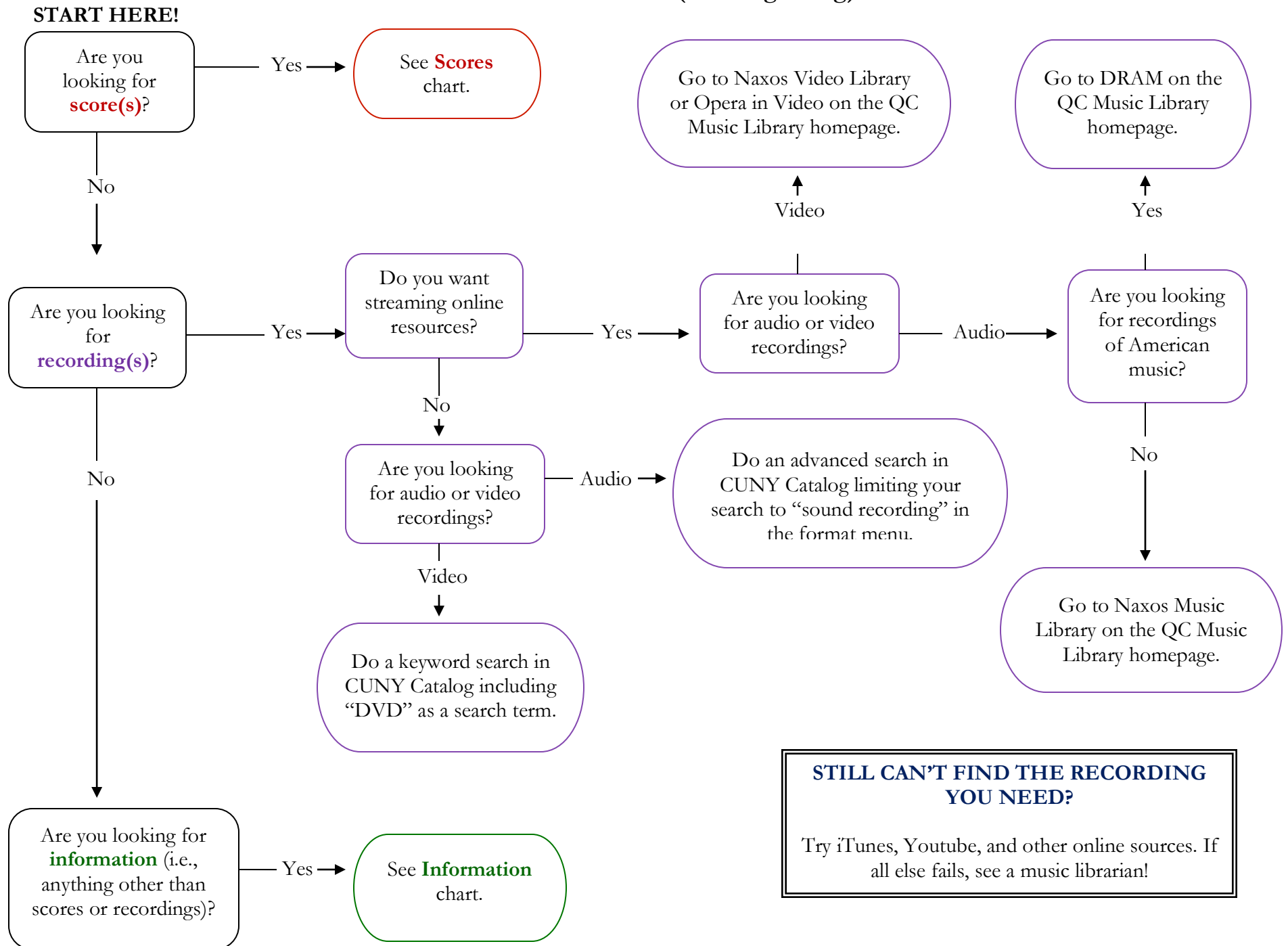
Before you begin...

- Have an idea of what you need. Do you need a score? A recording? Information? What kind of information do you need? A fact? A short biography of a musician? A definition of a term? A book on symphonies? Etc.
- Know why you need this information (or score or recording) as this will impact what kinds of materials you seek out. Are you researching a composition you will be performing? Are you simply curious to know more about it? Are you writing program notes? Are you writing a paper for class? Etc.

Words of wisdom...

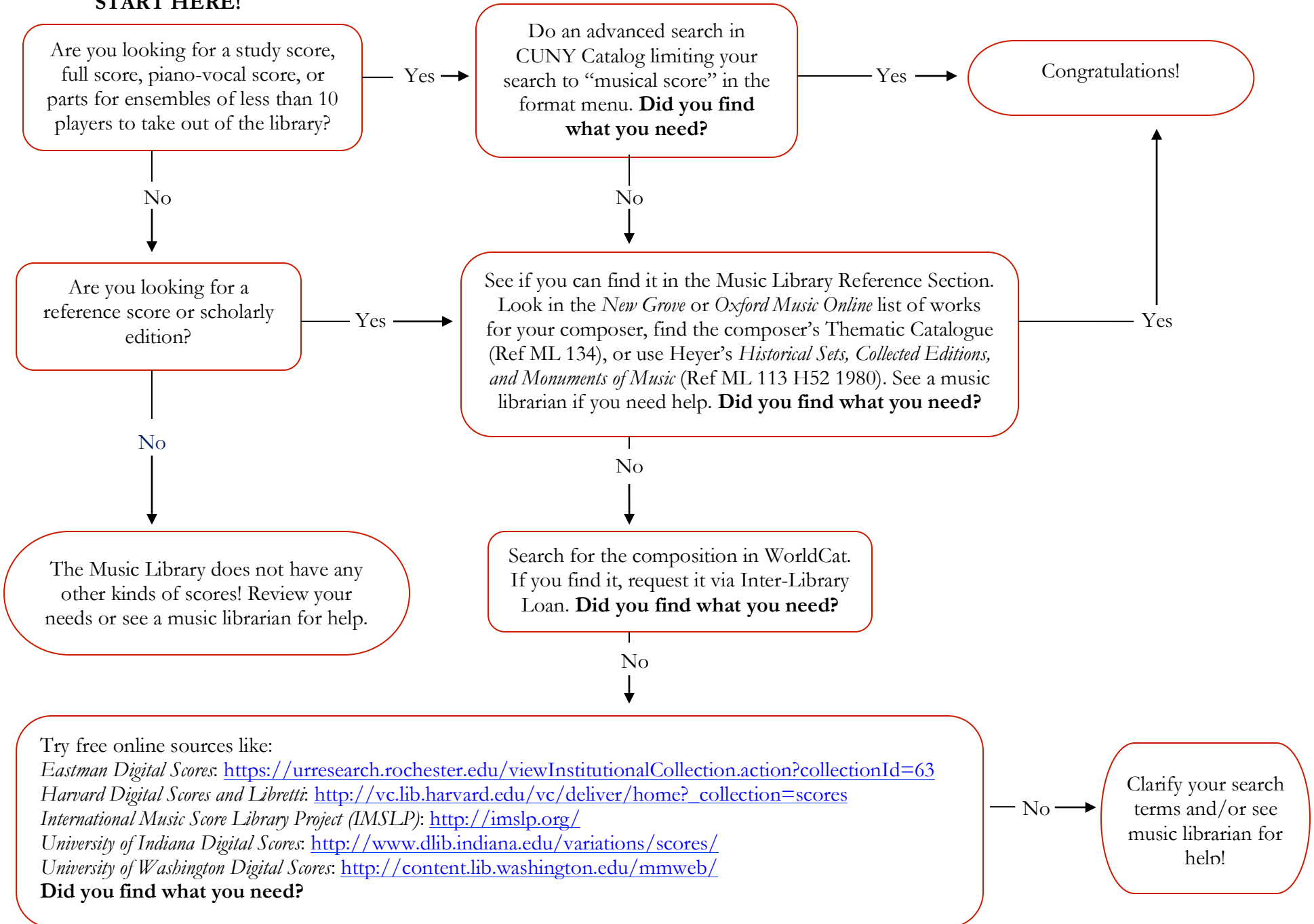
- The following is a useful guide to doing research. It is not exhaustive.
- The true roadmap of research is the string of questions you ask yourself and answer as your research progresses. Each research project varies, and often leads to different paths. Use these flowcharts as a first step to your research, and let your questions lead you beyond what is listed here.
- Always seek out your local librarian for more help (or if you get lost)!

Research Flowchart (The Beginning)



Research Flowchart (Scores)

START HERE!



Are you looking for a study score, full score, piano-vocal score, or parts for ensembles of less than 10 players to take out of the library?

Yes →

Do an advanced search in CUNY Catalog limiting your search to “musical score” in the format menu. **Did you find what you need?**

Yes →

Congratulations!

No ↓

No ↓

Are you looking for a reference score or scholarly edition?

Yes →

See if you can find it in the Music Library Reference Section. Look in the *New Grove* or *Oxford Music Online* list of works for your composer, find the composer’s Thematic Catalogue (Ref ML 134), or use Heyer’s *Historical Sets, Collected Editions, and Monuments of Music* (Ref ML 113 H52 1980). See a music librarian if you need help. **Did you find what you need?**

Yes →

No ↓

No ↓

The Music Library does not have any other kinds of scores! Review your needs or see a music librarian for help.

Search for the composition in WorldCat. If you find it, request it via Inter-Library Loan. **Did you find what you need?**

No ↓

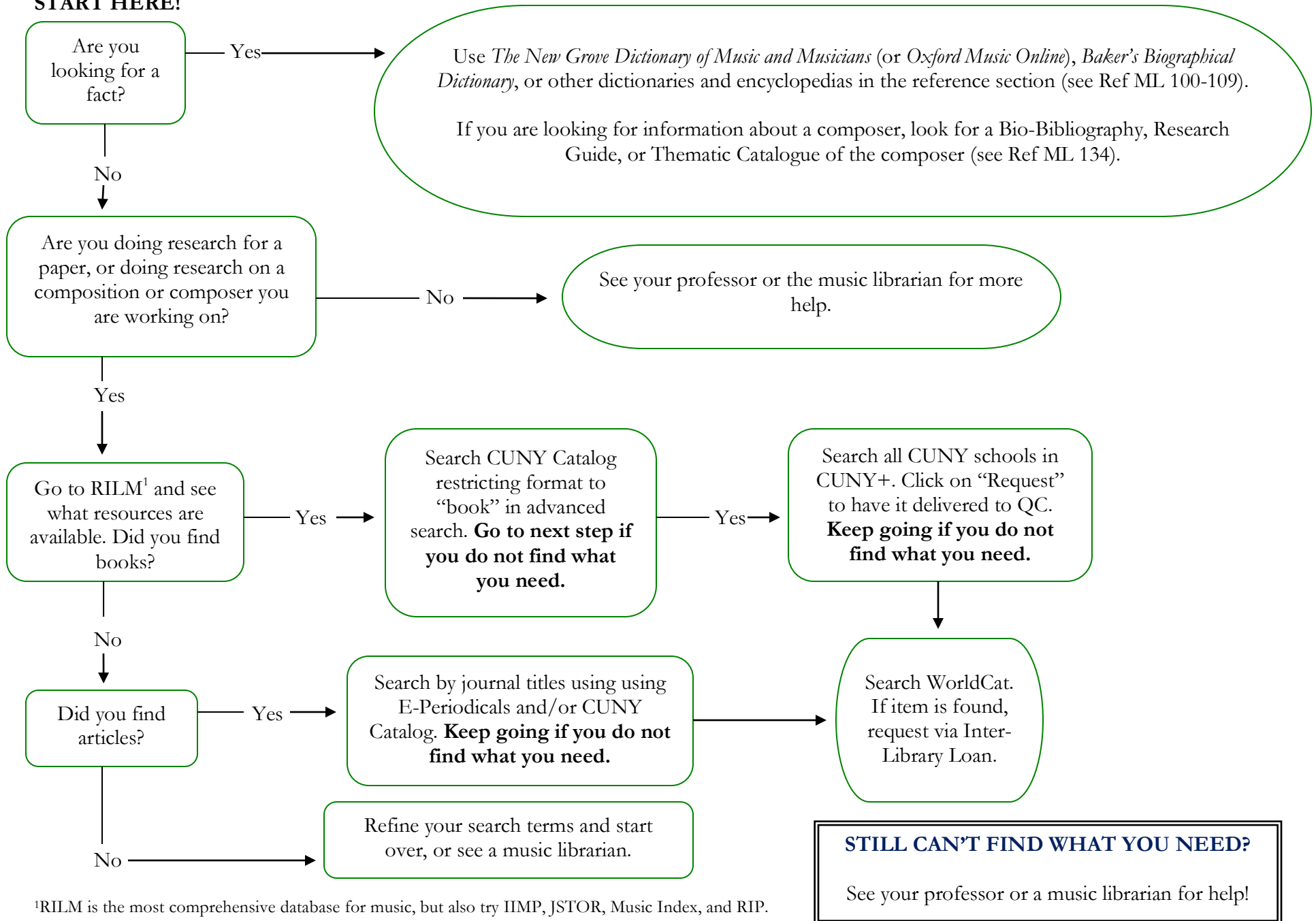
Try free online sources like:
Eastman Digital Scores: <https://urresearch.rochester.edu/viewInstitutionalCollection.action?collectionId=63>
Harvard Digital Scores and Libretti: <http://vc.lib.harvard.edu/vc/deliver/home?collection=scores>
International Music Score Library Project (IMSLP): <http://imslp.org/>
University of Indiana Digital Scores: <http://www.dlib.indiana.edu/variations/scores/>
University of Washington Digital Scores: <http://content.lib.washington.edu/mmweb/>
Did you find what you need?

No →

Clarify your search terms and/or see music librarian for help!

Research Flowchart (Information)

START HERE!



¹RILM is the most comprehensive database for music, but also try IIMP, JSTOR, Music Index, and RIP.